

EFE 3852

Ice-cream chest freezer



LIEBHERR

Chest Freezer

LIEBHERR

EFE 3852

Ice-cream chest freezer

LED



Gross/net capacity	369/280 litre
Ext. dimensions in mm (w/d/h)	1255/680/825
Int. dimensions in mm (w/d/h)	1130/535/523
Total display surface area (TDA)	0.66
Energy consumption in 365 days / 24 hours (kWh)	773 / 2.118
Ambient temperature range	+10 °C to +35 °C
Refrigerant	R 290
Connection Rating	1.5 A / 218 W
Frequency / voltage	50 Hz / 220-240 V~
Cooling system	static
Defrosting	manual
Temperature range	-10 °C to -24 °C
Housing material/colour	steel/white
Lid material	Sliding glass lid
Liner Material	steel
Type of Control	analogue controls
Temperature display	external analogue
Interior light	Full width LED strip
Number of baskets	5
Lock	fitted
Insulation	60 mm
Defrost water drain	yes
Gross/net weight	69.3/61.2 kg
EAN-Nr.	9550000025059

Features




Environmentally friendly refrigerants

Liebherr appliances are optimised for maximum energy efficiency and low operating costs. We only use the natural and environmentally-friendly refrigerants R 600a and R 290. When used with highly efficient compressors, these are extraordinarily efficient and, with their low global warming potential, also future-proof.




Efficient refrigeration system

Liebherr guarantees the outstanding quality of its refrigeration systems through expertise derived from decades of experience in the refrigeration technology sector, and through continuous research and development. By employing only premium-quality compressors, condensers, evaporators and other refrigeration components the energy consumption and operating costs of Liebherr appliances are significantly reduced.



Sliding glass lids

The sliding glass lids provide a clear view of the products stored, presenting them in a highly effective, sales promoting manner. They are made from tempered single-pane safety glass and are therefore extremely impact resistant.



Tempered single-pane safety glass

The single-pane safety glass is made from a single, thermally-treated and tempered pane that is highly resistant to wear, impact and temperature fluctuations.



Suspension baskets

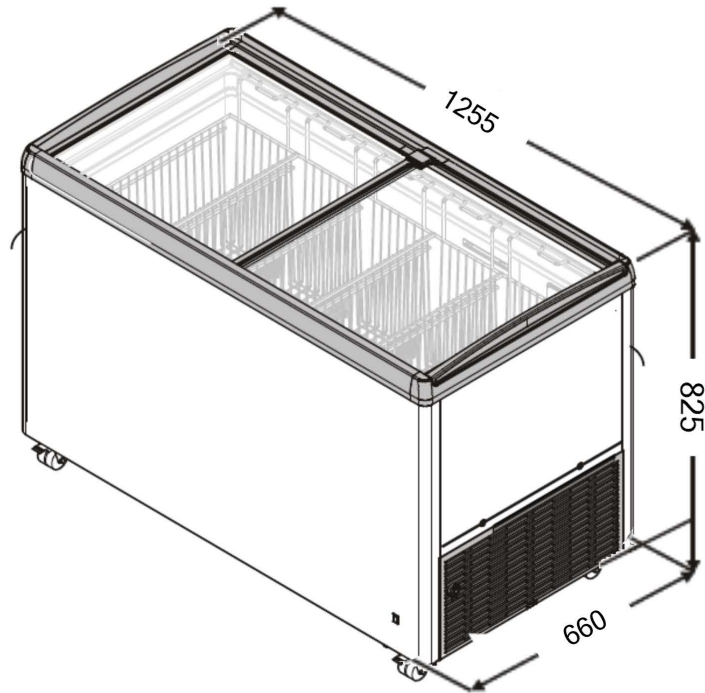
The suspension baskets allow goods to be organised with ease and clearly presented for optimum effect. Horizontal LED lighting optimally illuminates the products for attractive presentation.



High impact product presentation

The energy-saving LED interior lighting provides the ideal presentation of the products stored

Technical drawing



Products and their details are staged for advertising purposes. Whilst every effort is made to ensure all specifications and information in this flyer are accurate, Liebherr reserves the right to make changes without notification. Where actual appliance measurements, specifications, and ratings are crucial, we recommend that the actual appliance installation instructions that accompany each appliance be checked. Liebherr will not be liable for any damage. (29.11.2023)

